

NOTE: These numbers have NOT been audited. Numbers as of 11/15/22.

FY22 METRICS

Controller's Office

Our role is to support UCSS through the stewardship of the university's finances by providing accurate financial reporting, developing quality asset management, and maintaining trusted accounting standards.

FY22 Journal Entries in the Controller's Office



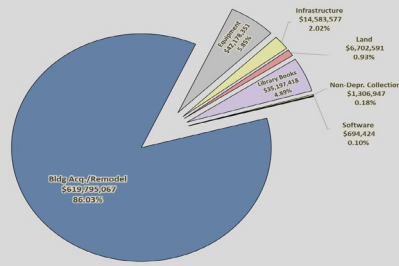
FY22 Chartfield Requests

Request Type	# of Requests
New Orgs/Org Changes	16
Set Up a New Speedtype	264
Reactivate/Change Existing	134
Inactivate a Speedtype	131
Total Requests	545

FY22 Training (A00101/A00102)

Date	# Registered
A00101 - Financial Inquiry	42
A00102 - General Ledger	57
Total Training	99

Cost of Total UCSS Assets

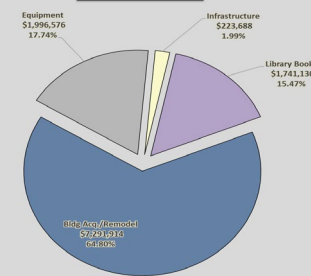


Period	Total \$	# of JEs	# of JE Lines
July	\$ 2,005,758	29	236
August	\$ 21,473,033	66	444
September	\$ 143,903,661	82	747
October	\$ 7,038,815	58	373
November	\$ 3,320,945	43	273
December	\$ 13,986,055	49	455
January	\$ 32,536,697	49	321
February	\$ 21,292,647	52	301
March	\$ 77,978,444	55	585
April	\$ 11,102,939	71	296
May	\$ 19,729,495	74	490
June	\$ 52,912,273	99	1,570
Year-End	\$ 111,953,444	95	1,158
Grand Total	\$ 519,234,206	822	7,249

Fund Type	Amount	%
General	\$159,96M	49%
Auxiliary	\$87.80M	27%
Restricted	\$69.39M	23%
Total Revenue	\$317.15M	100%

Revenue Source	Amount	%
Student Tuition	\$ 133,023,323	41.94%
Student Fees	\$ 21,620,350	6.82%
Grants & Contracts	\$ 49,094,208	15.48%
Auxiliary Revenue	\$ 29,266,476	9.23%
Health Services	\$ 2,331,350	0.74%
Interdepartmental Revenue	\$ 333,192	0.11%
Internal Service Centers	\$ 35,898,519	11.32%
Sales & Services of Educational Departments	\$ 223,036	0.07%
Other Operating Revenue	\$ 5,321,334	1.68%
Nonoperating Revenue	\$ 40,043,955	12.63%
Other Revenue	\$ -	0.00%
Total Revenue	\$ 317,155,742	100.00%

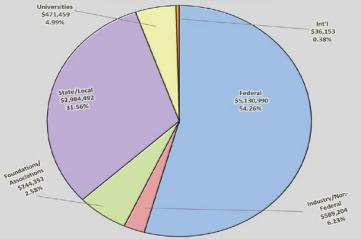
Assets Acquired in FY22



SPONSORED PROJECTS

Controller's Office

New Sponsored Projects in FY22



Funding Received	# of Awards	Total Cash
Direct Federal	23	\$ 5,130,990
Federal Flow-Through	26	\$ 2,052,895
Non-Federal	14	\$ 2,272,765
Total Project Funding	63	\$ 9,456,650

Award by Activity Type	# of Awards	Total Cash
Instruction	7	\$ 879,988
Research	32	\$ 5,220,417
Public Service	16	\$ 1,961,259
Other	8	\$ 1,394,985
Total by Activity Type	63	\$ 9,456,650

Sponsor Type	Total Cash	# of Awards
Federal	\$ 5,130,990	23
Foundations/Associations	\$ 244,352	10
Industry/Non-Federal	\$ 589,204	8
State/Local	\$ 2,984,492	10
Universities	\$ 471,459	10
Int'l	\$ 36,153	2
Total	\$ 9,456,650	63

Sponsor Type	Revenue	Expenses
ASSN/FOUNDATIONS - FED SUB-RECIP	\$ (213,068.94)	\$ 198,696.26
ASSOCIATIONS AND FOUNDATIONS	\$ (470,296.88)	\$ 475,989.46
FEDERAL	\$ (16,319,404.42)	\$ 10,324,472.32
INTERNATIONAL	\$ (296,905.80)	\$ 275,204.30
LOCAL GOVT IN CO/FED SUB-RECIP	\$ (1,502,423.75)	\$ 1,502,423.75
PRIV FOR PROFIT HOSP FED SUB	\$ (4,125,282.55)	\$ 4,205,119.31
PRIVATE	\$ (559,710.25)	\$ 482,411.35
PRIVATE FED SUB-RECIP	\$ (1,339,507.93)	\$ 1,260,657.42
PRIVATE NON PROFIT HOSPITALS	\$ (22,705.95)	\$ 22,705.95
PRIVATE NON PROFITS	\$ (11,344.98)	\$ 39,822.92
PRIVATE NON PROFITS FED SUB	\$ (321,902.12)	\$ 322,306.73
PRIVATE UNIVERSITIES FED SUB-R	\$ (77,946.20)	\$ 77,946.20
PUBLIC UNIV (NOT CO) FED SUB	\$ (465,698.54)	\$ 465,698.54
STATE OF CO - FED SUB-RECIP	\$ (58,135.53)	\$ 60,118.89
STATE OF CO UNIV FED SUB-RECIP	\$ (25,582.70)	\$ 25,582.71
STATE OF COLORADO	\$ (2,086,766.39)	\$ 1,561,590.25
STATE OF COLORADO UNIVERSITIES	\$ (154,379.03)	\$ 120,784.88
Total by Sponsor Type	\$ (28,051,061.96)	\$ 21,421,531.14

FY22 Active Projects

Type	# of Projects
New Projects	53
Continuing Projects	144
Total Active Projects	207

Account Level	Amount
Revenue	\$ 28,051,062
Expense	\$ 21,421,531

Type	# of Projects	Revenue	Expenses
Direct Federal	84	\$ (20,444,687)	\$ 14,529,592
Federal Flow-Through	72	\$ (4,004,266)	\$ 3,913,431
Non-Federal	51	\$ (3,602,109)	\$ 2,978,509
Total Active Projects	207	\$ (28,051,062)	\$ 21,421,531